

The method of booking a campsite one (1) year in advance has changed as of Monday, March 16th, 2026. Please read the instructions below for details on the updates made to our booking system.

If you have questions, please contact Turtle Beach Campground staff at (941) 861-2267 or email turtlebeachcampground@scgov.net. Please note this is ONLY for booking a reservation 1 year in advance.

1. Navigate to our online booking page through www.turtlebeachcampground.com. Click the link '**BOOKING ONE YEAR IN ADVANCE – **CLICK HERE****'.

Online Reservations:

****CLICK HERE TO MAKE A RESERVATION****

For the best online reservation experience, please use Microsoft Edge, Chrome, Firefox, or Safari as your web browser.

BOOKING ONE YEAR IN ADVANCE - **CLICK HERE**

This link is **only** for booking reservations with a start date **exactly** 365 days in advance.

OR click the link at the end of the sentence “To reserve a site one year in advance [click here.](#)” when going through our usual booking page.

****ATTENTION**:** Our reservation system has seen some updates.

For a preview of what to expect, and tips to make reserving online easier, check out our [Online Reservations Tutorial](#).

The Campground Bathhouse had to be demolished after the hurricanes of 2024. Portable restroom/shower trailers are on-site, but laundry machines are no longer provided. Campers who book will receive a list of nearby laundry facilities.

Please note, we are planning ahead, and some campsites will be closed for booking to support future operational and management opportunities. Please email turtlebeachcampground@scgov.net for additional information or questions.

Turtle Beach Campground is Sarasota County's premier beachfront campground on Siesta Key. From sunrise to sunset, it is truly a unique camping experience. This boutique campground features 39 RV and tent sites with full hookups and free Wi-Fi. The tree lined campground has crushed shell padded campsites and a picnic table at each site.

Camp just minutes away from **Siesta Beach, a top rated beach in the USA**. You are only a moment's stroll to the beach and your own personal paradise. Take the **free open-air trolley** into town and visit all that Siesta Village has to offer including restaurants, recreational rentals, sightseeing and more.


Click here to view our Campground brochure and map.

To reserve a site one year in advance [click here.](#)

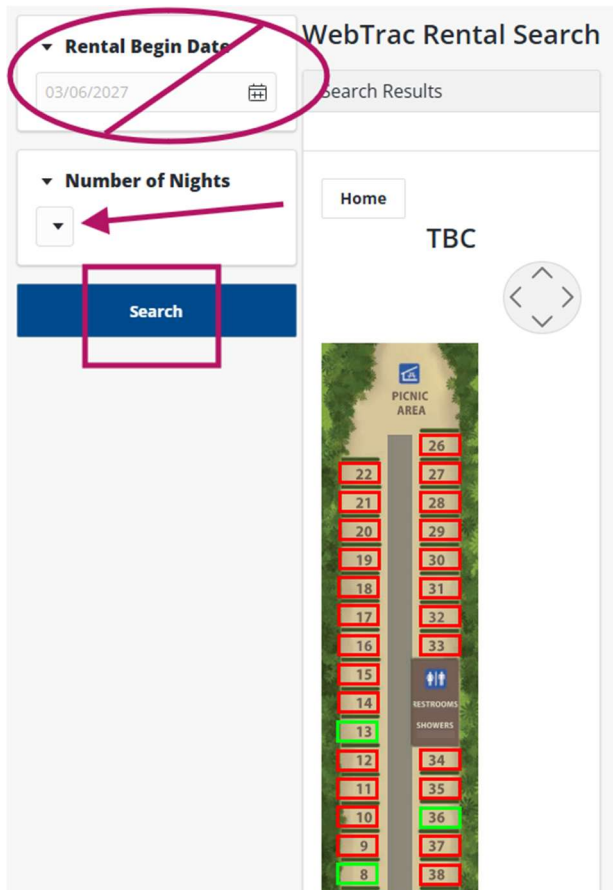
To begin, select your type of camping:

Motorhome	Trailer or 5th Wheel	Tent
Motorhome	Travel Trailer, 5th Wheel Trailer	Tent

- You will be directed to a similar page that is only to be utilized for booking 1 year in advance. Follow the prompts by selecting your camping equipment.



- Once your camping equipment is selected, you will be directed to a map of the campground. **Campsites coming available up to one year in advance will be released at approximately 7am (EST).**



- The “**Rental Begin Date**” field will automatically be set 365 days into the future. * *The date field cannot be changed.* *


- Select the drop down under “**Number of Nights**” and select your desired stay up to 30 nights.

- Click “**Search**” at or after 7am.**

- Campsites that are available to book for your sized camping equipment will change from **RED** to **GREEN**.

** Since sites are released at 7am, clicking the “**Search**” button before will not refresh the page in time. Be sure to click “**Search**” at or after 7am.

4. Select a **GREEN** campsite and it will turn **BLUE**. At the bottom of the screen in the pop up **VERIFY YOUR DATES** then click “**Add To Cart**”.



1 Selected Items

Site 36 (TBM36): 03/06/2027 @ 1:00 pm - 04/05/2027 @ 11:00 am

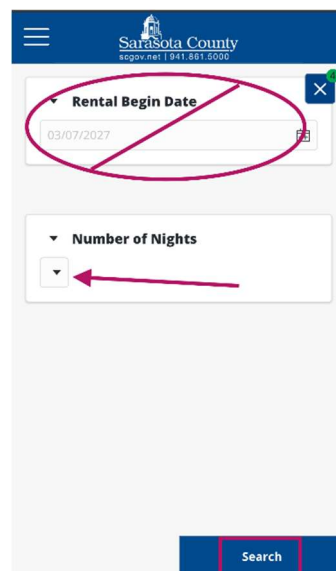
Clear Selection Add To Cart

5. Once the campsite has been added to your cart you will proceed to input your camping equipment and then be taken to the payment portal.

Remember: The campsite is NOT secured until payment is processed!

Mobile View:

1. Follow steps 1 – 3 as described above. The display will look slightly different on mobile.



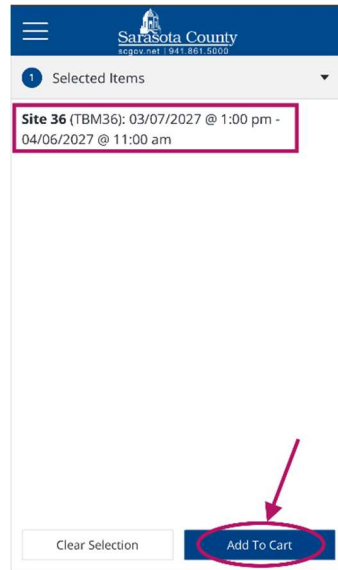
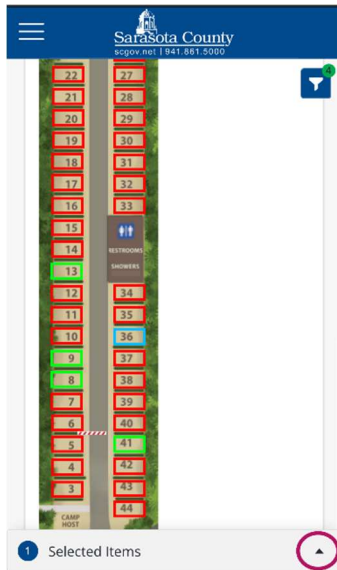
- (Left Image) Select the filter button in the corner of the screen to select the number of nights.

- (Right Image) The “**Rental Begin Date**” field will automatically be set 365 days into the future. * *The date field cannot be changed.* *

- Select the drop down under “**Number of Nights**” and select your desired stay up to 30 nights.

- Click “**Search**” at or after 7am.

2. Campsites that are available to book for your sized camping equipment will change from **RED** to **GREEN**. Select a **GREEN** campsite and it will turn **BLUE**.



- (Left Image) Click the arrow at the bottom of the screen to the right of “Selected Items”.

- (Right Image) **VERIFY YOUR DATES**

- Click “Add To Cart”.

Remember: The campsite is NOT secured until payment is processed!

Tips:

1. Always log in to your WebTrac account before selecting your desired dates, this makes the check out process quicker and easier.
2. Have a credit card handy to input for payment. The online booking platform WebTrac does NOT keep credit cards on file.
3. The prior method of booking required campers to book only one night one year in advance and later call the office to extend the reservation up to 30 nights. **This change will allow campers to book up to 30 nights without the need to contact the office to extend.** Be sure you select the correct number of nights in the drop-down menu before hitting “Submit”.